

CENTRAL ASIAN JOURNAL OF THEORETICAL AND APPLIED SCIENCES

Volume: 02 Issue: 11 | Nov 2021 ISSN: 2660-5317

Monitoring Soil Condition Using Iot

Swathi Pothuganti

Lecturer, Sree Chaitanya degree college, Karimnagar, Telangana

Received 30th Oct 2021, Accepted 4th Nov 2021, Online 22^h Nov 2021

Abstract: *The Internet of Things (IoT) is changing over the agriculture business and tackling the monstrous issues of the significant difficulties the ranchers today in the field. India is one of the thirteenth nations on the planet, having a shortage of water assets. Due to the truly expanding of the total populace, we are confronting troubles in the deficiency of water assets, restricted accessibility of land, hard to deal with the expenses while fulfilling the needs of expanding utilization needs of a worldwide populace that is relied upon to develop by 70% continuously 2050. The impact of populace development on agriculture prompts a hopeless effect on the rancher's livelihood. To defeat the issues, we plan a minimal expense framework for observing the agriculture ranch, which persistently measures the degree of soil moisture of the plants and cautions the ranchers if the moisture content of specific plants is low utilizing SMS or an email.*

Keywords: *Internet of Things, NodeMCU, Moisture Sensor, Ph sensor*

I. INTRODUCTION

India is the greatest freshwater customer on Earth, and the country's finished water use is more conspicuous than another landmass. The provincial division is the best water customer, followed by the family part and the mechanical section. Groundwater adds to around 65% of the country's outright water demand and accepts a critical occupation in trimming the nation's monetary and social improvement. The essential of building a robotization system for an office or home is growing advance by step. IoT is the innovation that upgrades the Internet network from computerized gadgets to actual articles and sets up a correspondence between them. The information gathered is put away and overseen at the cloud just as divided among individual to individual, machine to machine, or individual to machine[1]. The create of IoT would find new ways that put maximum capacity of agriculture yield and alleviate the difficulties that the development of crops[2]. This will come down on the world's assets, especially the agriculture area. Fundamental to fostering feasible measures will build yield to satisfy the needs of an ever-expanding worldwide populace. Along these lines, to take care of this much populace, the cultivating business should accept IoT. Against the difficulties, for example, outrageous climate conditions, rising environmental change, and natural effects coming about because of escalated cultivating rehearses, the interest for more food must be met just as the nature of the food must be maintained. Soil monitoring is a fundamental methodology that is needed for cultivating. 29% of the Earth's surface is covered as land [3]. All humankind lives on the terrestrial, solid Earth included bedrock and the endured bedrock called soil.

Soil is a mix of inorganic mineral particles and normal matter of varying size and course of action. The particles make up around 50 % of the soil's volume. Pores containing air and water include the remainder of the volume. The imperative boundaries that ought to have been estimated in the soil are temperature, clamminess, moisture and light[4]. An appropriate soil testing will assist with concluding the measure of compost to get the legitimate consequences of the harvest depending on the supplements currently present in the soil.

With the IoT, the monitoring of climate estimate, soil temperature and dampness, soil moisture level, remote water valves, bug control could be associated, and data assembled from the sensors is traded to the ranchers utilizing cell phones[5]. Soil moisture is a significant part of a little agriculture scale, just as enormous agriculture scale displays.

II. DESIGN AND IMPLEMENTATION

The outline design of the proposed system is displayed in Fig.1. In this system node, the MCU board, which behaves like a client, distributes the sensor information into the Broker utilizing the MQTT convention to the point DEVICE ID/state[6].

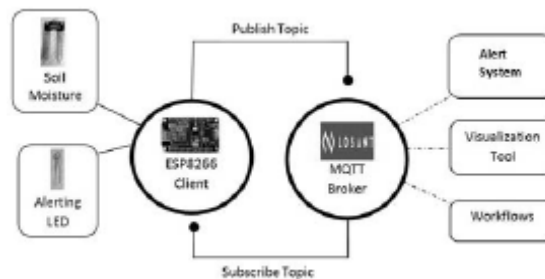


Figure 1: Block Diagram of Soil Monitoring System

1. NodeMCU V1.0:

NodeMCU V1.0 is an open-source IoT stage with ESP8266-12E chips. It is the minimal expense, breadboard well disposed, incorporate a USB to sequential chip, and a straightforward USB to miniature USB link can be utilized to control this board. This module pointed toward creating ESP8266 based Lua IoT applications, and it incorporates firmware that sudden spikes in demand for the ESP8266 wifi SoC from Espressif system[7]. This improvement board gives admittance to the GPIO(General reason Input/Output) subsystem. Given ESP8266, there is a wilderness of accessible modules. Furthermore, every module enjoys specific benefits and inconveniences contingent upon the designated application.



Figure 2: NodeMCU board

2. Moisture Sensor

The soil moisture sensor is utilized for estimating the volumetric water content of the soil and loss of moisture which happens because of vanishing and plant take-up. For the endurance of all plants, water is the main element. This soil moisture sensor decides the measure of water needed for the water system of plants. This module comprises an LM393 comparator with a potentiometer remembered for changing the

soil wet/dry discovery affectability as indicated by the prerequisites of plants. There are two kinds of soil moisture sensors [8]: frequency area sensor and neutron moisture dressing. The recurrence area sensor has a swaying circuit that estimates the soil water content.

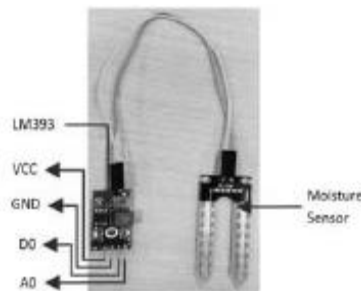


Figure 3: Moisture Sensor

A need exists for constant assessments of surface soil sogginess. Moreover, remote soil sogginess identifies the efficiencies of water system structures by checking overwatering and separating fertilizers and various synthetic substances offsite. Soil Moisture sensor FC-28 goes with two or three specialized tests that can be installed in the soil. A little current stream through the tests and the degree of security will be estimated[9]. The security increases if the soil is dryer. The yield from the sensor is a basic yield that can be related to one of the easy to cutting edge ports (ADC) open on the microcontroller board. FC-28 soil clamminess sensor module has been changed, remembering the ultimate objective to affirm the exact activity of the device.

3. pH value sensor:

Soil pH alludes to the acidity or alkalinity of the soil. It is a proportion of the centralization of free hydrogen particles (H^+) in the soil. Soil pH can be estimated in water (pHw) or a frail calcium chloride arrangement (pHCaCl). The pH range is from 0–14, with the worth of 7 being nonpartisan. Soil pH esteems (as estimated in a water and soil arrangement) indicate. Chemistry research centres by and large measure soil pH utilizing both water and calcium chloride. The most straightforward technique is to gauge pHw with a compact pH meter[10]. Then again, tomato cultivators can decide soil pH utilizing a colourimetric test unit.



Figure 4:PH Sensor

4. Network Communication

When assembling the thought for this task, the probable situation considered was an organization in horticultural conditions like fields or nurseries. The remote sensor network explores being a nearly self-arranging system [11]. It permits sensor nodes to associate with an arrange and have their information

logged to a chosen server. Sensor Networks give a wide assortment of utilizations, and mindfulness has expanded about executing innovation into a farming climate. Manual assortment of information for picked elements can be irregular and produce varieties from wrong estimation taking; this can cause complexities in controlling any significant variables[12].

Remote sensor nodes can lessen the exertion and time needed for monitoring a specific climate. Sensor nodes could be set in basic destinations without the need to place staff in difficult circumstances. The use of innovation would consider far off estimation of elements like temperature, moistness, moisture and NPK. There is by all accounts expanded advancement pointed towards remote arrangements in contrast with wired-based systems[13]. One specific explanation is that sensor areas often require repositioning, and conventional wire formats could cost enormous energy and time.

III. HARDWARE REALIZATION & RESULTS

Moisture Sensor Kit is acknowledged utilizing the NodeMCU advancement board having an ESP8266 wifi module mounted on it and a pre-wired soil moisture sensor module. The soil moisture sensor module associated with the LM393 comparator gives a functioning high(H) level yield when the soil is dry. This advanced yield (dry soil-H/wet soil-L) is directed to one of the I/O terminals (A0) of the nodeMCU miniature regulator. In light of this contribution (at A0), nodeMCU gives a low functioning yield through D1 when the soil is wet and high information when the soil is dry. A miniature USB link is utilized in the nodeMCU board for the power supply[14]. In this stage, while making another gadget, the gadget ID is created. This ID is needed in the software part. To validate our gadget against the stage, some security keys need to be created that gives admittance to every one of the gadgets in our application[15].

Table 1: Soil Condition with Its Led Status

Soil Condition	LED status
Dry	HIGH(H)/ON
Wet	LOW(L)/OFF

Results:

We have tried on a limited scale by embedding a moisture sensor and picturing the readings. To see the outcomes in stage, a dashboard is made named work area plant[16]. As displayed in fig, a dressing block and a period series diagram are being modified to see the moisture level over the long run, as displayed in fig:5.

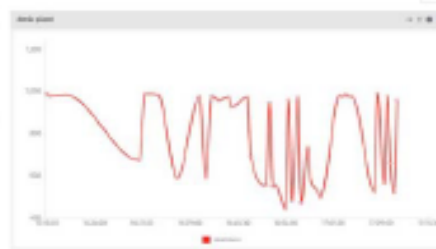


Figure 5: Gauge Block and Time Series Graph View

We have an import work process to arrange alarms utilizing SMS to the expected individual.

These cautions will be dynamic at whatever point the moisture level of the plants will be less, and we are being informed by SMS just as the board will prefer the orders back from the turn on the LED if the level of moisture in the soil is beneath the edge.

IV. CONCLUSION

A smart agriculture system can end up being useful for ranchers. Sensor organization and their use in ranch monitoring is the most valuable development for individuals, particularly ranchers or agriculturists. There is a need to expand the usefulness with a decline in cost, time, and human effort in smart cultivating. The system primarily screens the conduct of soil moisture, air stickiness, and air temperature and perceives how it adds to assess water requirements in a plant. The rancher gets a notice on his smart telephone, and he can decide to turn on the water siphon with a button click. Besides, the system has a web application. It is useful if the rancher needs to see the measurable sensor information and evaluate the adjustment of sensor readings all through a period. The system can be adjusted for various kinds of plants; the client is given a rundown of plants decisions in his web and portable applications. With this, the client can pick the particular sort of plant that is being developed and get a more exact limit worth and hence a more precise water system expectation.

REFERENCES

1. Matti Satish Kumar, T Ritesh Chandra, D Pradeep Kumar and Dr.M. Sabarimalai Manikandan, Monitoring moisture of soil using low cost homemade Soil Moisture Sensor and Arduino UNO 2016 3rd International Conference on Advanced Computing and Communication Systems (ICACCS-2016), Jan-22&23, 2016, Coimbatore, INDIA.
2. Vishal Dineshkumar Soni. (2018). IOT BASED PARKING LOT. International Engineering Journal For Research & Development, 3(1), 9. <https://doi.org/10.17605/OSF.IO/9GSAR>
3. Vivek Thoutam, "Physical Design, Origins And Applications Of lot", Journal of Multidisciplinary Cases, Vol 01 , No 01 , Aug-Sept 2021
4. Ankit Narendrakumar Soni (2019). Spatical Context Based Satellite Image Classification-Review. International Journal of Scientific Research and Engineering Development, 2(6), 861-868.
5. I. Ahmad and K. Pothuganti, "Smart Field Monitoring using ToxTrac: A Cyber-Physical System Approach in Agriculture," 2020 International Conference on Smart Electronics and Communication (ICOSEC), 2020, pp. 723-727, doi: 10.1109/ICOSEC49089.2020.9215282.
6. Vivek Thoutam, "A Study On Python Web Application Framework", "Journal of Electronics, Computer Networking and Applied mathematics", Vol 01 , No 01, Aug-Sept 2021
7. Jubin Dipakkumar Kothari" Garbage Level Monitoring Device Using Internet of Things with ESP8266", International Journal of Advanced Research in Electrical, Electronics and Instrumentation Engineering, Vol. 7, Issue 6, pp. 2995- 2998 , June 2018.
8. sridevi Balne, Anupriya Elumalai, Machine learning and deep learning algorithms used to diagnosis of Alzheimer's: Review, Materials Today: Proceedings, 2021, <https://doi.org/10.1016/j.matpr.2021.05.499>.
9. V. D. Soni and A. N. Soni , "Cervical cancer diagnosis using convolution neural network with conditional random field, " 2021 Third International Conference on Inventive Research in Computing Applications (ICIRCA), 2021, pp 1746-1751.
10. Ankit Narendrakumar Soni (2019). Crack Detection in buildings using convolutional neural Network. JOURNAL FOR INNOVATIVE DEVELOPMENT IN PHARMACEUTICAL AND TECHNICAL SCIENCE, 2(6), 54-59.

11. Jubin Dipakkumar Kothari” Plant Disease Identification using Artificial Intelligence: Machine Learning Approach”, International Journal of Advanced Research in Electrical, Electronics and Instrumentation Engineering, Vol. 7, Issue 11,pp. 11082- 11085, November 2018.
12. T. Zebin and S. Rezvy, “COVID-19 detection and disease progression visualization: deep learning on chest X-rays for classification and coarse localization,” *Applied Intelligence*, 2020.
13. Ankit Narendrakumar Soni (2018). Application and Analysis of Transfer Learning-Survey. International Journal of Scientific Research and Engineering Development, 1(2), 272-278.
14. Vivek Thoutam, “An Overview On The Reference Model And Stages Of lot Architecture”, “Journal of Artificial Intelligence, Machine Learning and Neural Network”, Vol 01, No 01, Aug-Sept 2021
15. R Alugubelli, “DATA MINING AND ANALYTICS FRAMEWORK FOR HEALTHCARE”, International Journal of Creative Research Thoughts (IJCRT), ISSN:2320-2882, Volume.6, Issue 1, pp.534-546, February 2018, Available at : <http://www.ijcrt.org/papers/IJCRT1134096.pdf>
16. Jubin Dipakkumar Kothari “Detecting Welding Defects in Steel Plates using Machine Learning and Computer Vision Algorithms”, International Journal of Advanced Research in Electrical, Electronics and Instrumentation Engineering, Vol. 7, Issue 9,pp. 3682- 3686,September 2018.